
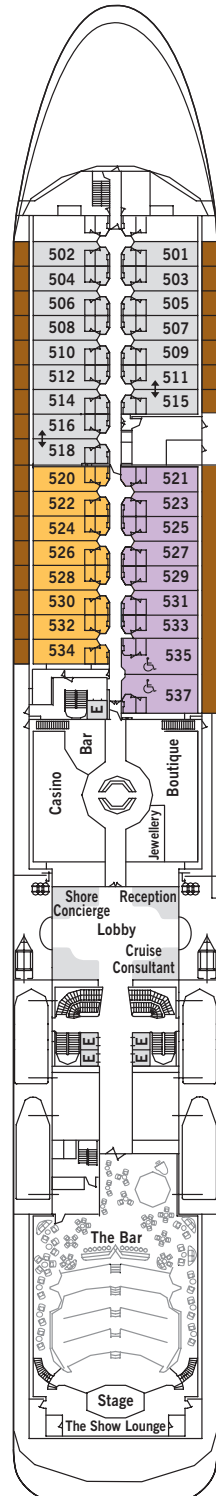


SILVER WHISPER – Deck Plans



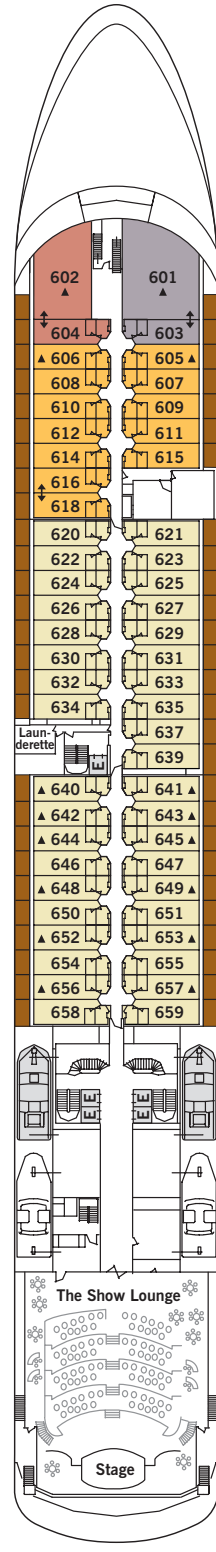
DECK 4

The Restaurant



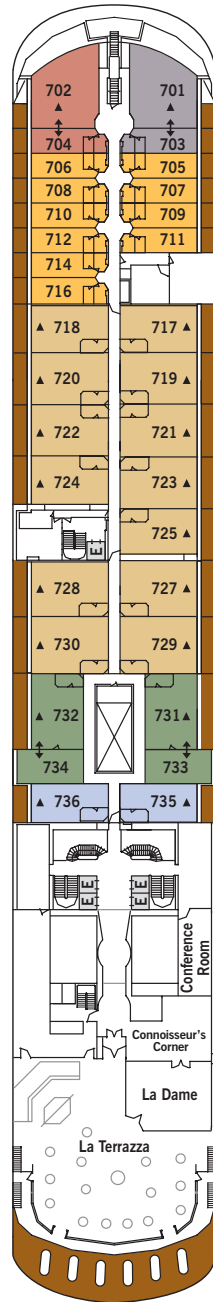
DECK 5

Casino
The Bar
Boutique
Reception/Guest Relations
Shore Concierge
The Show Lounge




DECK 6

The Show Lounge



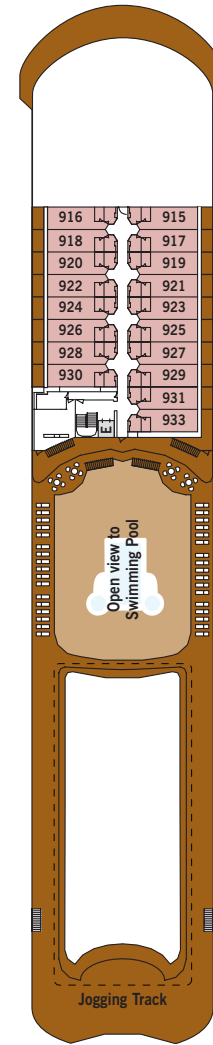
DECK 7

La Terrazza
La Dame
The Connoisseur's Corner
Conference/Card Room



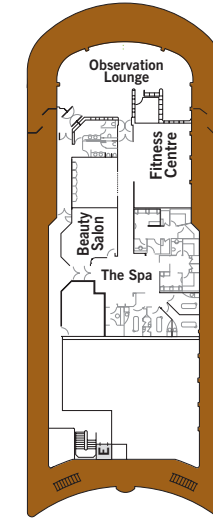
DECK 8

Pool
Pool Bar
The Pool Grill
Library
Internet Café
The Panorama Lounge



DECK 9

Jogging Track



DECK 10

Fitness Centre
The Spa at Silversea
Beauty Salon
The Observation Lounge

SUITE CATEGORIES

- Owner's Suite
- Grand Suite
- Royal Suite
- Silver Suite
- Medallion Suite
- Veranda 4.
- Veranda 3.
- Veranda 2.
- Veranda 1.
- Terrace Suite
- Vista Suite

SPECIFICATIONS

- Crew 302
- Officers European
- Guests 382
- Tonnage 28,258
- Length 610 Feet/186 Metres
- Width 81.8 Feet/24.9 Metres
- Speed 18.5 Knots
- Passenger Decks. 7
- 3rd Guest Capacity ▲
- Connecting Suites ⇕
416/418, 511/515, 516/518, 616/618,
731/733, 732/734
- Handicap Suites ♿
535,537
- Built. 2001
- Registry. Bahamas

Suite diagrams shown are for illustration purposes only and may vary from actual square footage. Please refer to suite specifications for square footage.

SILVER WHISPER – Suite Diagrams

All suites feature:

- Butler service
- Refrigerator and bar setup stocked with your preferences
- BVLGARI® bath amenities, plus a choice of other European brands
- Pratesi® fine bed linens
- Plush bathrobe and slippers
- Personalised stationery
- Umbrella
- Complimentary WiFi Internet access
- Direct-dial telephone(s)



OWNER'S SUITE

Available as a one-bedroom configuration or as two-bedrooms (as illustrated) by adjoining with a Vista Suite.

ONE BEDROOM: 919 SQ. FT. / 85 M²
INCLUDING VERANDA (220 SQ. FT. / 20 M²);

TWO BEDROOM: 1,264 SQ. FT. / 117 M²
INCLUDING VERANDA (220 SQ. FT. / 20 M²)

- Large teak veranda with patio furniture and floor-to-ceiling glass doors; bedroom two has additional large picture window
- Living room with sitting area; bedroom two has additional sitting area
- Separate dining area and bar
- Twin beds or queen-sized bed; bedroom two has additional twin beds or queen-sized bed
- Marbled bathroom with double vanity, separate shower and full-sized whirlpool tub, plus a powder room; bedroom two has additional marbled bathroom with full-sized bath
- Walk-in wardrobe(s) with personal safe
- Vanity table(s) with hair dryer
- Writing desk(s)
- Flat-screen television(s) with DVD and satellite reception
- Bang & Olufsen® audio system
- Illy® espresso machine



GRAND SUITE

Available as a one-bedroom configuration or as two-bedrooms (as illustrated) by adjoining with a Veranda Suite.

ONE BEDROOM: 941-1,090 SQ. FT. / 87-101 M²
INCLUDING VERANDA (103-116 SQ. FT. / 10-11 M²);

TWO BEDROOM: 1,286-1,435 SQ. FT. / 119-133 M²
INCLUDING VERANDA (163-176 SQ. FT. / 16-17 M²)

- Large teak veranda with patio furniture and floor-to-ceiling glass doors; bedroom two has additional veranda
- Living room with sitting area; bedroom two has additional sitting area
- Separate dining area and bar
- Twin beds or queen-sized bed; bedroom two has additional twin beds or queen-sized bed
- Marbled bathroom with double vanity, separate shower and full-sized whirlpool tub, plus a powder room; bedroom two has additional marbled bathroom with full-sized bath
- Walk-in wardrobe(s) with personal safe
- Vanity table(s) with hair dryer
- Writing desk(s)
- Flat-screen television(s) with DVD and satellite reception
- Bang & Olufsen® audio system
- Illy® espresso machine
- Unlimited WiFi Internet access



ROYAL SUITE

Available as a one-bedroom configuration or as two-bedrooms (as illustrated) by adjoining with a Veranda Suite.

ONE BEDROOM: 967-1,007 SQ. FT. / 90-94 M² INCLUDING VERANDA (110-116 SQ. FT. / 10-11 M²);

TWO BEDROOM: 1,312-1,352 SQ. FT. / 122-126 M²
INCLUDING VERANDA (170-176 SQ. FT. / 16-17 M²)

- Large teak veranda with patio furniture and floor-to-ceiling glass doors; bedroom two has additional veranda
- Living room with sitting area; bedroom two has additional sitting area
- Separate dining area and bar
- Twin beds or queen-sized bed; bedroom two has additional twin beds or queen-sized bed
- Marbled bathroom with double vanity, separate shower and full-sized whirlpool tub, plus a powder room; bedroom two has additional marbled bathroom with full-sized bath
- Walk-in wardrobe(s) with personal safe
- Vanity table(s) with hair dryer
- Writing desk(s)
- Flat-screen television(s) with DVD and satellite reception
- Bang & Olufsen® audio system
- Illy® espresso machine
- Unlimited WiFi Internet access



SILVER SUITE

Silver Suites accommodate three guests.

653-701 SQ. FT. / 61-65 M²
INCLUDING VERANDA (110-123 SQ. FT. / 10-11 M²)

- Teak veranda with patio furniture and floor-to-ceiling glass doors
- Living room (with convertible sofa to accommodate an additional guest)
- Sitting area
- Separate dining area
- Twin beds or queen-sized bed
- Marbled bathroom with double vanity, separate shower and full-sized whirlpool tub
- Walk-in wardrobe with personal safe
- Vanity table with hair dryer
- Writing desk
- Flat-screen television(s) with DVD and satellite reception
- Bang & Olufsen® audio system
- Unlimited WiFi Internet access



MEDALLION SUITE

Medallion Suites accommodate three guests.

521 SQ. FT. / 49 M²
INCLUDING VERANDA (81 SQ. FT. / 8 M²)

- Teak veranda with patio furniture and floor-to-ceiling glass doors
- Living room with sitting and dining area
- Twin beds or queen-sized bed
- Marbled bathroom with double vanity, separate shower and full-sized whirlpool tub
- Walk-in wardrobe with personal safe
- Vanity table with hair dryer
- Writing desk
- Flat-screen television with DVD and satellite reception
- Unlimited WiFi Internet access



VERANDA 1 - 4

Veranda Suites 605, 606, 640-645, 648, 649, 652, 653, 656 and 657 accommodate three guests. Veranda 3 and Veranda 4 offer preferred central location with identical accommodations to Veranda 1 and Veranda 2

345 SQ. FT. / 32 M²
INCLUDING VERANDA (60 SQ. FT. / 6 M²)

- Teak veranda with patio furniture and floor-to-ceiling glass doors
- Sitting area
- Twin beds or queen-sized bed
- Marbled bathroom with double vanity, full-sized bath, separate shower
- Walk-in wardrobe with personal safe
- Vanity table with hair dryer
- Writing desk
- Flat-screen television with DVD and satellite reception
- WiFi Internet access an hour per day



VISTA SUITE/ TERRACE SUITE

Vista Suites accommodate three guests.

287 SQ. FT. / 27 M²

- Large picture window providing panoramic ocean views (Vista Suite)
- Shared teak veranda and floor-to-ceiling glass doors (Terrace Suite)
- Sitting area
- Twin beds or queen-sized bed
- Marbled bathroom with double vanity, full-sized bath, separate shower
- Walk-in wardrobe with personal safe
- Vanity table with hair dryer
- Writing desk
- Flat-screen television with DVD and satellite reception
- WiFi Internet access an hour per day

